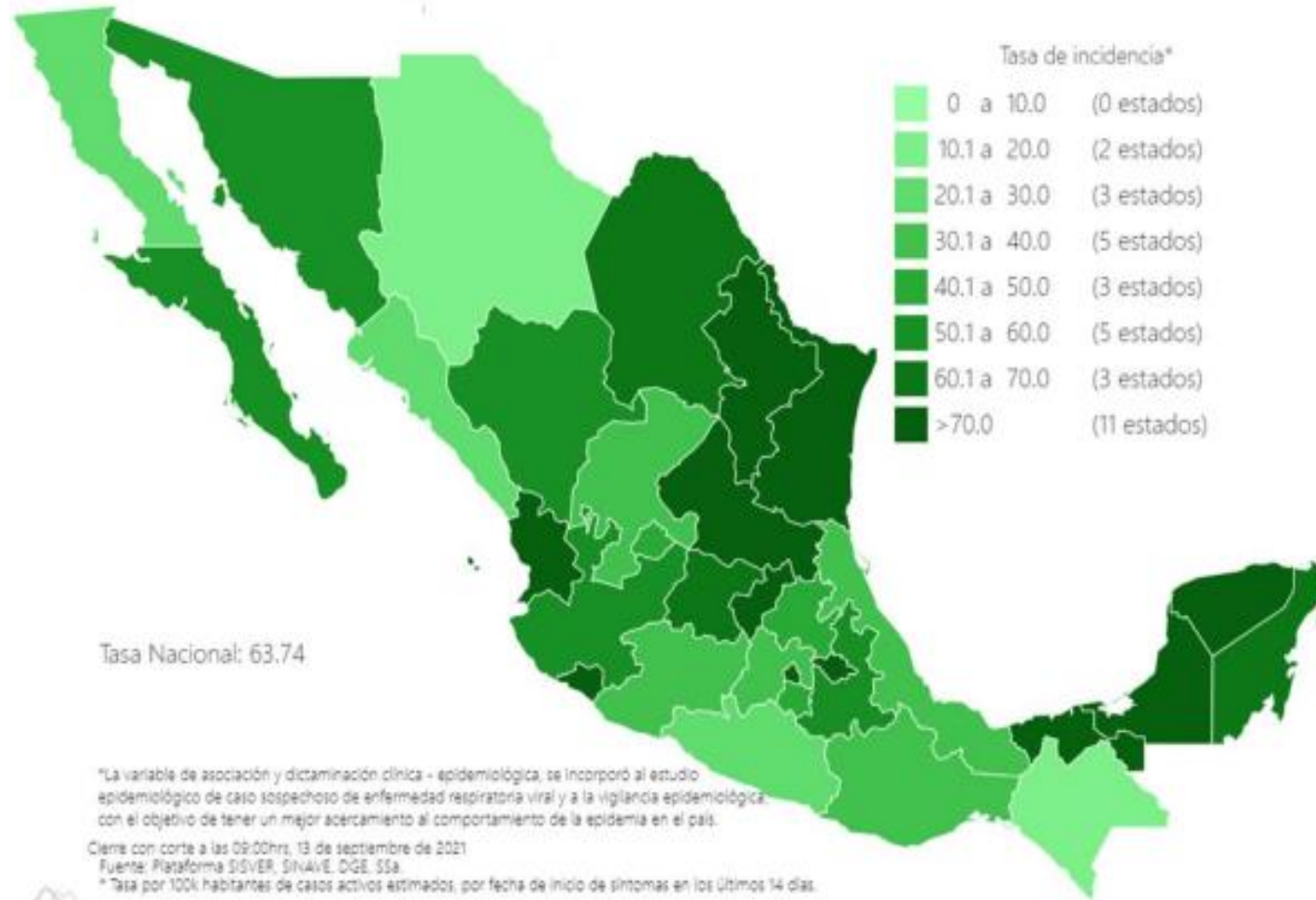


En México hasta el día de hoy se han confirmado **3,516,043** casos totales y **267,969** defunciones totales por COVID-19

| Entidad Federativa | Defunciones Positivas |
|---------------------|-----------------------|
| AGUASCALIENTES | 2727 |
| BAJA CALIFORNIA | 9096 |
| BAJA CALIFORNIA SUR | 2213 |
| CAMPECHE | 1783 |
| COAHUILA | 6958 |
| COLIMA | 1927 |
| CHIAPAS | 1970 |
| CHIHUAHUA | 7834 |
| CIUDAD DE MÉXICO | 49411 |
| DURANGO | 2788 |
| GUANAJUATO | 11647 |
| GUERRERO | 5633 |
| HIDALGO | 7110 |
| JALISCO | 15181 |
| MÉXICO | 31138 |
| MICHOACÁN | 7068 |
| MORELOS | 4241 |
| NAYARIT | 2655 |
| NUEVO LEÓN | 11909 |
| OAXACA | 4727 |
| PUEBLA | 13896 |
| QUERÉTARO | 5264 |
| QUINTANA ROO | 3794 |
| SAN LUIS POTOSÍ | 6121 |
| SINALOA | 8269 |
| SONORA | 7887 |
| TABASCO | 5106 |
| TAMAULIPAS | 6257 |
| TLAXCALA | 2601 |
| VERACRUZ | 12481 |
| YUCATÁN | 5156 |
| ZACATECAS | 3121 |
| NACIONAL | 267969 |



- 3,516,043**
Casos
- 499,020**
Sospechosos
- 6,186,484**
Negativos
- 267,969**
Defunciones
- 82,203**
Activos estimados
- 10,201,547**
Personas notificadas



SECRETARÍA
DE SALUD

COVID-19

PERSONAS CON COVID – 19 EN NUEVO LEÓN

95,980

CONFIRMADOS
LABORATORIO PRIVADO

5,656

CONFIRMADOS
HOSPITALES PRIVADOS

165,318

CONFIRMADOS INDRE

=

266,954

HOY +971

181,917

NEGATIVOS

11,820

NEGATIVOS

206,178

NEGATIVOS

2,185

SOSPECHOSOS

277,897

TOTALES

17,476

TOTALES

373,681

TOTALES

=

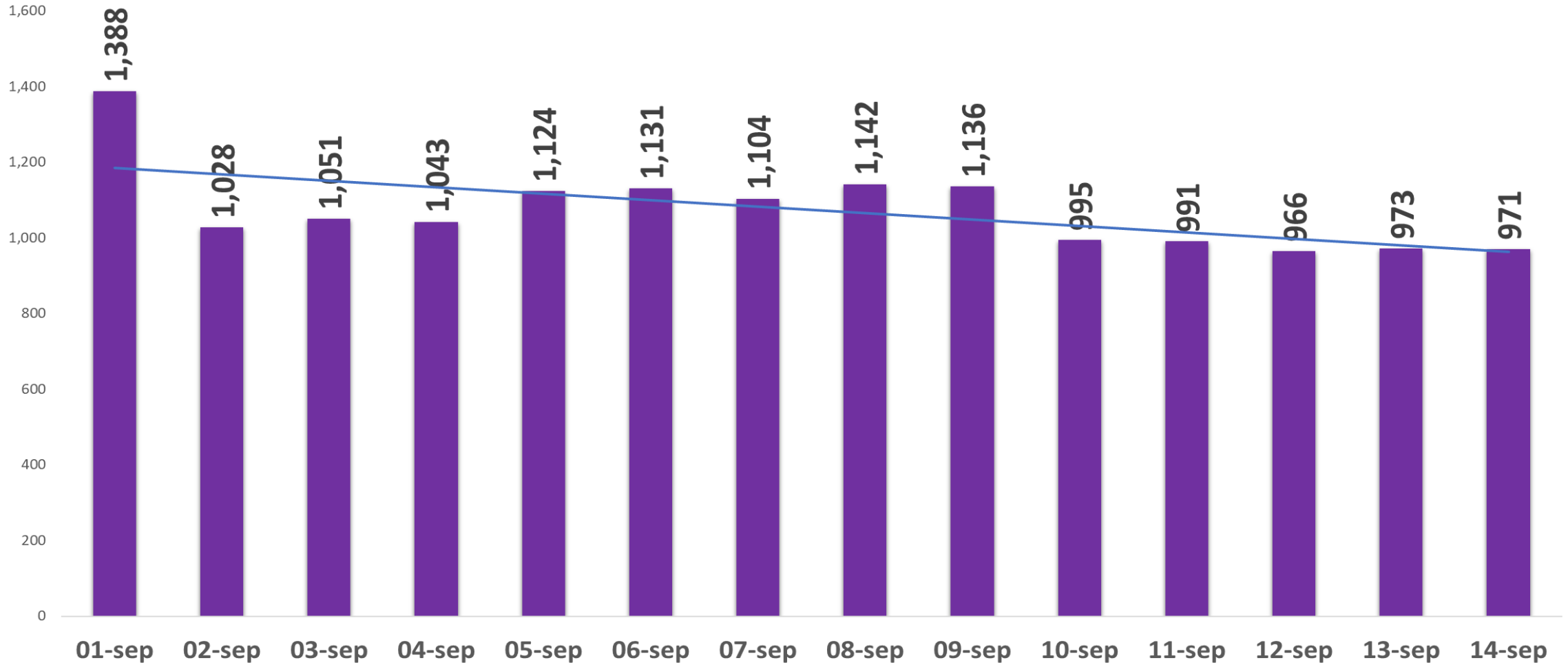
669,054

13,427

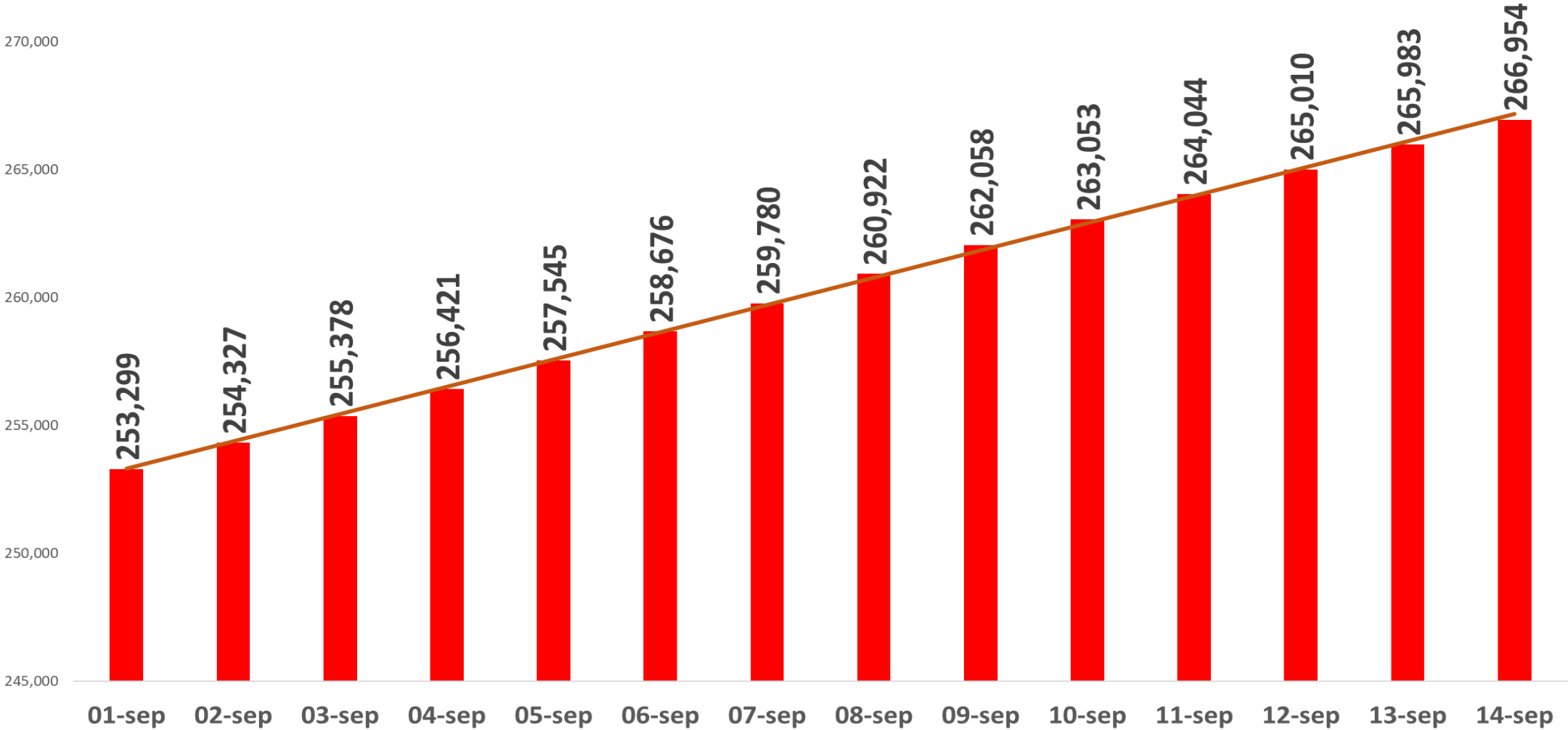
DEFUNCIONES

+39

PERSONAS CON COVID 19, INCIDENCIA DIARIA



PERSONAS CON COVID 19, INCIDENCIA ACUMULADA



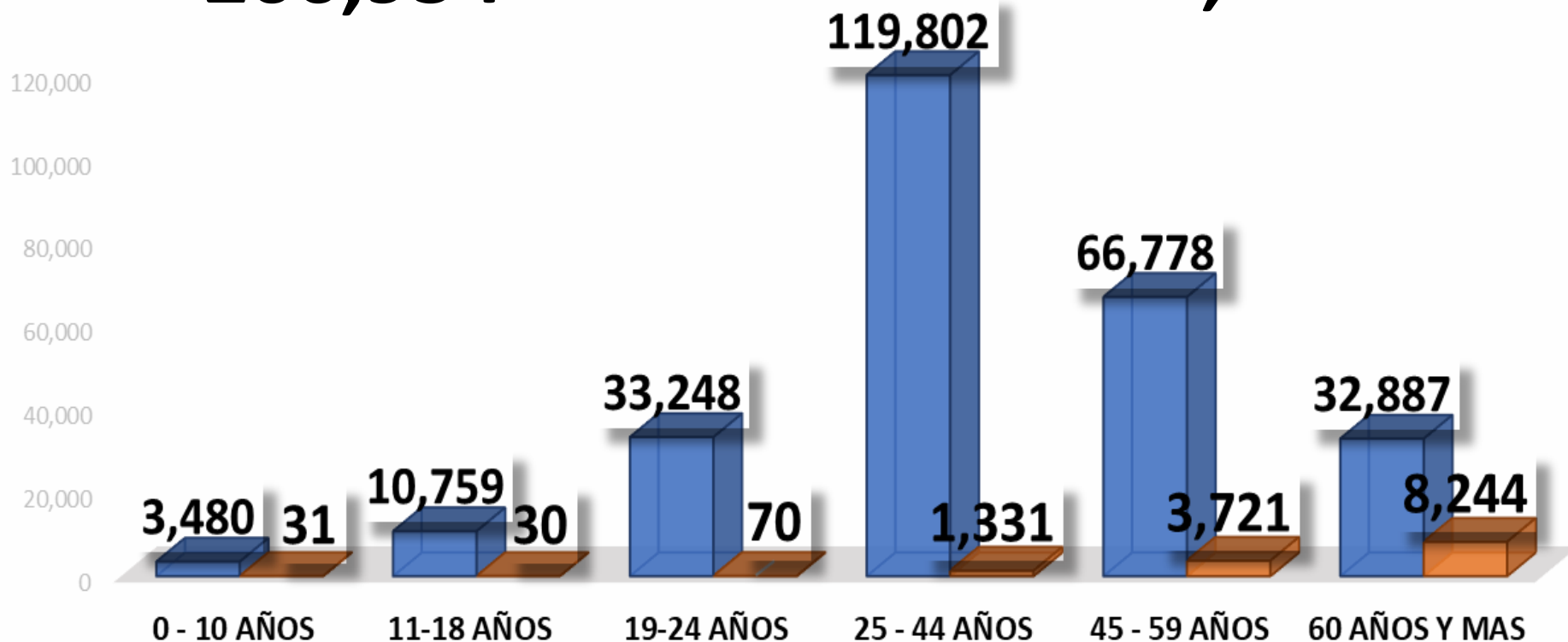


SECRETARÍA
DE SALUD

COVID-19

PERSONAS CON COVID-19 Y DEFUNCIONES.

266,954 CASOS **13,427** DEFUNCIONES



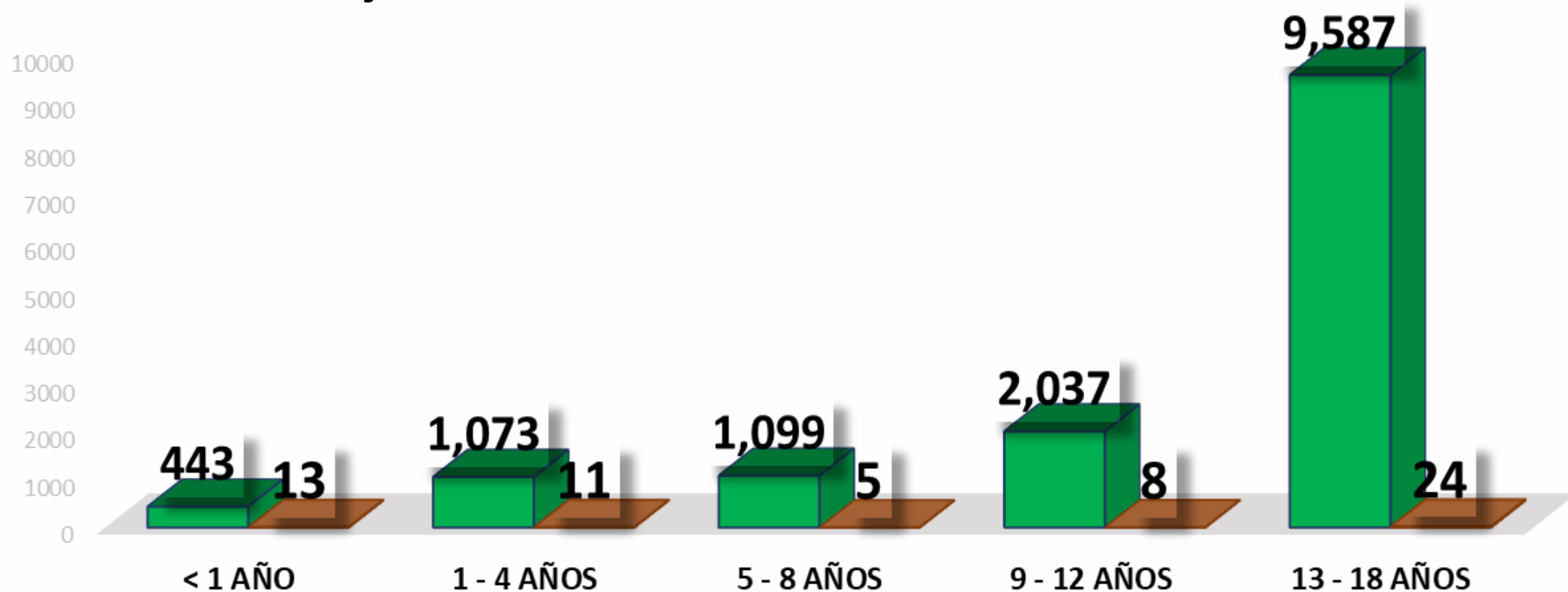


SECRETARÍA
DE SALUD

COVID-19

NIÑOS, NIÑAS Y ADOLESCENTES CON COVID-19 Y DEFUNCIONES.

14,239 CASOS **61** DEFUNCIONES

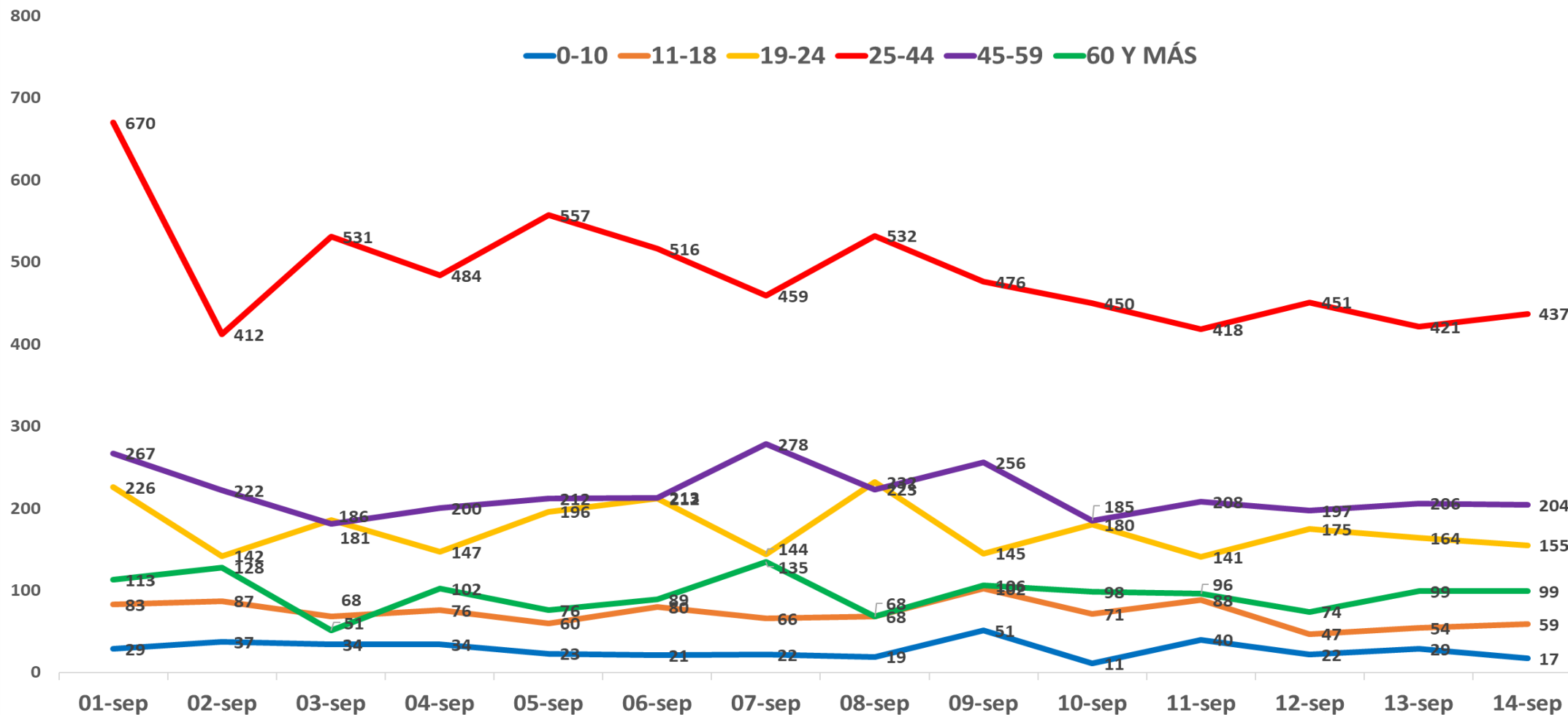




SECRETARÍA
DE SALUD

COVID-19

TENDENCIA DIARIA DE CASOS NUEVOS DE COVID -19 POR GRUPO DE EDAD

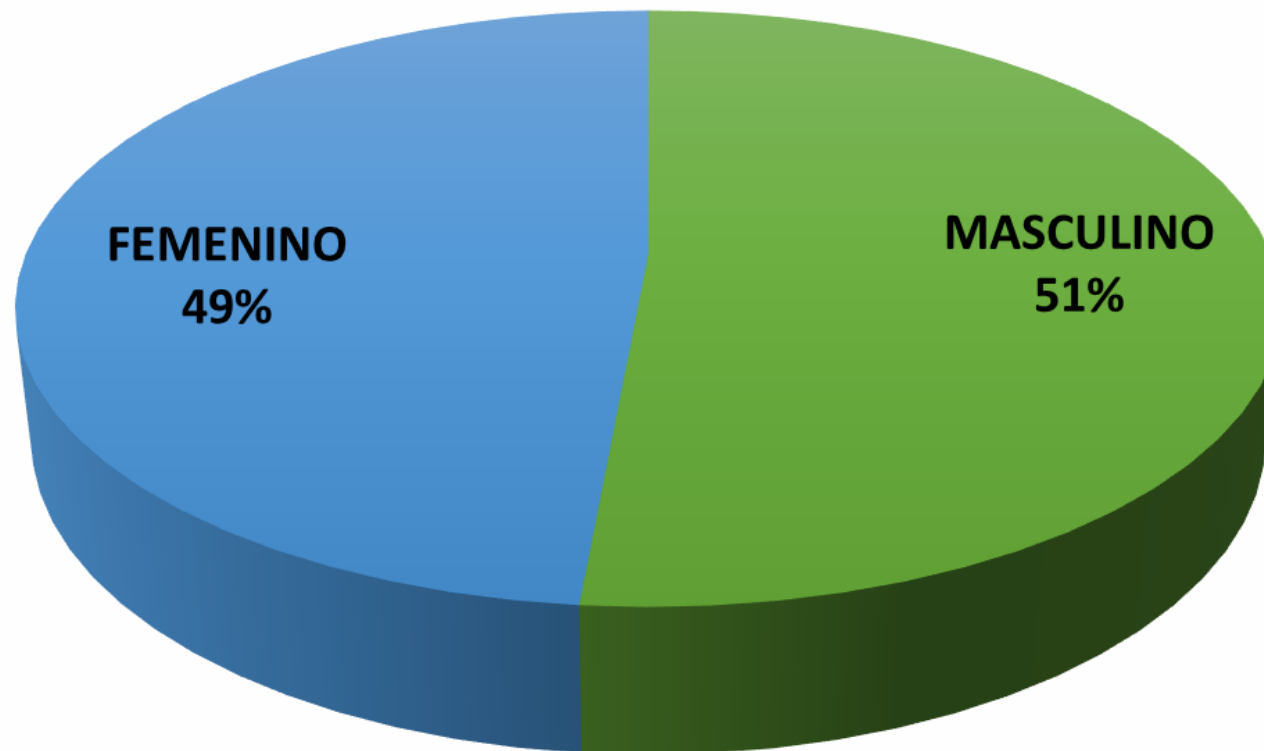




SECRETARÍA
DE SALUD

COVID-19

**PERSONAS CON
COVID-19, POR
SEXO.**

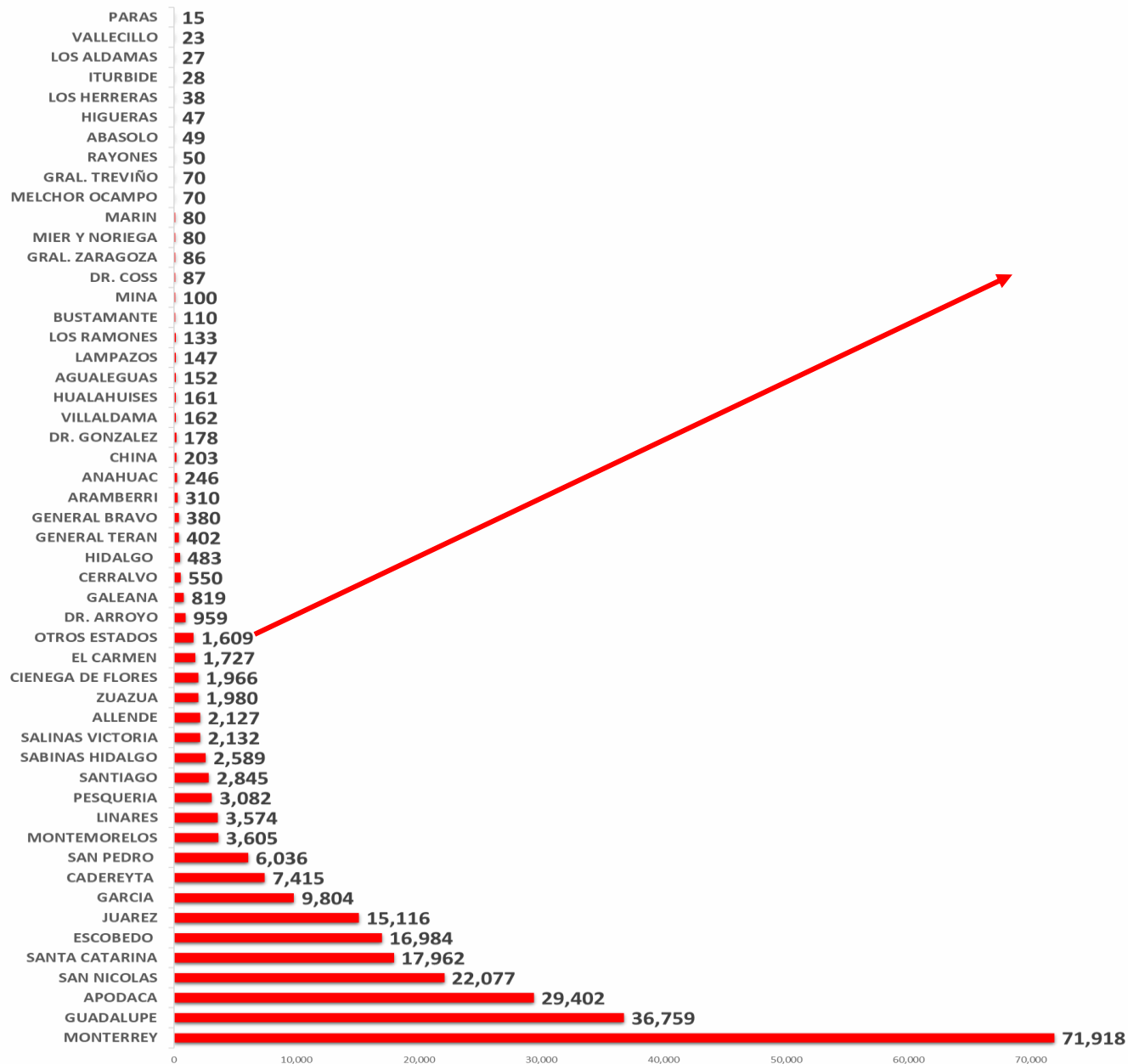




SECRETARÍA
DE SALUD

COVID-19

PERSONAS CON COVID-19, LUGAR DE RESIDENCIA.



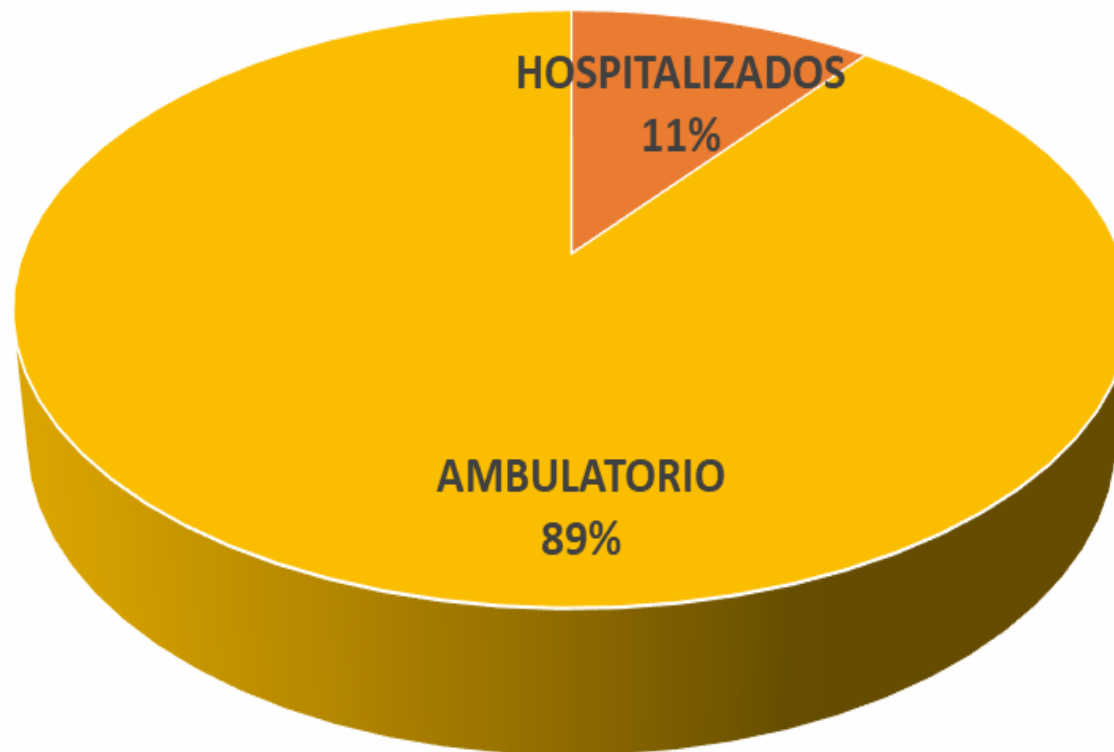
| OTROS ESTADOS | |
|-----------------|-----|
| TAMAULIPAS | 529 |
| COAHUILA | 332 |
| SAN LUIS POTOSI | 143 |
| CDMX | 77 |
| VERACRUZ | 66 |
| ESTADO MEXICO | 62 |
| AGUASCALIENTES | 49 |
| GUERRERO | 31 |
| DURANGO | 27 |
| BAJA CALIFORNIA | 25 |
| NAYARIT | 24 |
| JALISCO | 23 |
| MORELOS | 20 |
| MICHOACAN | 20 |
| CHIAPAS | 20 |
| CHIHUAHUA | 19 |
| HIDALGO | 18 |
| QUERETARO | 17 |
| PUEBLA | 16 |
| TABASCO | 15 |
| GUANAJUATO | 15 |
| ZACATECAS | 10 |
| OAXACA | 10 |
| SINALOA | 10 |
| SONORA | 8 |
| QUINTANA ROO | 6 |
| CAMPECHE | 6 |
| YUCATAN | 6 |
| COLIMA | 4 |
| TLAXCALA | 1 |
| ASILOS | |
| GUADALUPE | 74 |
| MONTERREY | 26 |
| SANTIAGO | 1 |
| GRAL. TERAN | 12 |
| SAN NICOLAS | 25 |



SECRETARÍA
DE SALUD

COVID-19

**PERSONAS CON
COVID-19, TIPO DE
TRATAMIENTO.**





SECRETARÍA
DE SALUD

COVID-19

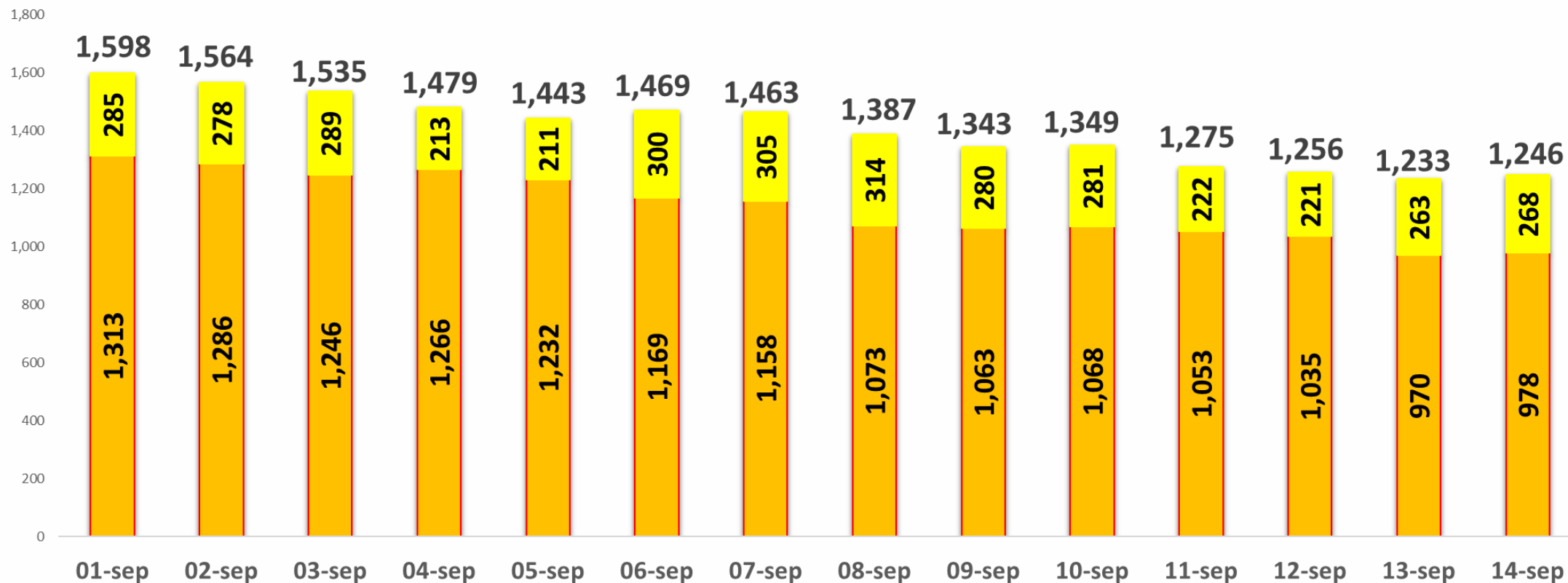
PERSONAS CON COVID-19, HOSPITALIZACIONES.

CONFIRMADOS SOSPECHOSOS

978

268

TOTAL= 1,246



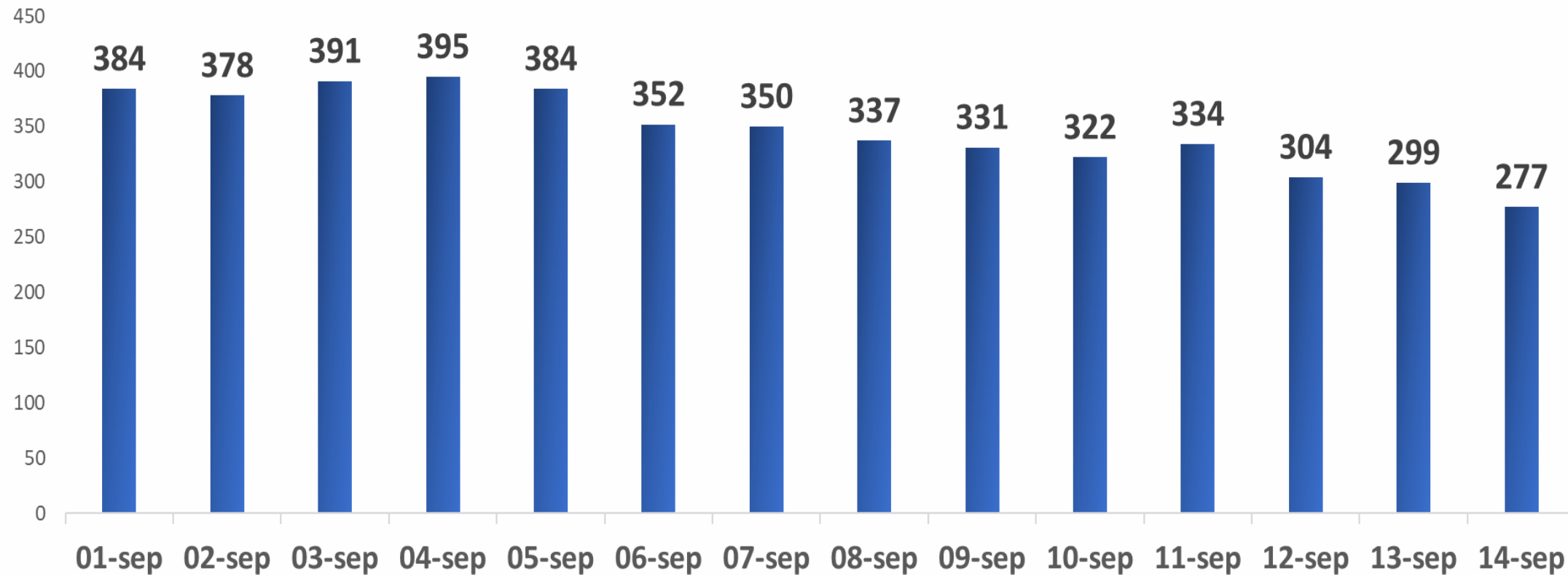


SECRETARÍA
DE SALUD

COVID-19

PERSONAS HOSPITALIZADAS POR COVID-19 CON VENTILACIÓN MECÁNICA.

TOTAL HOY= 277

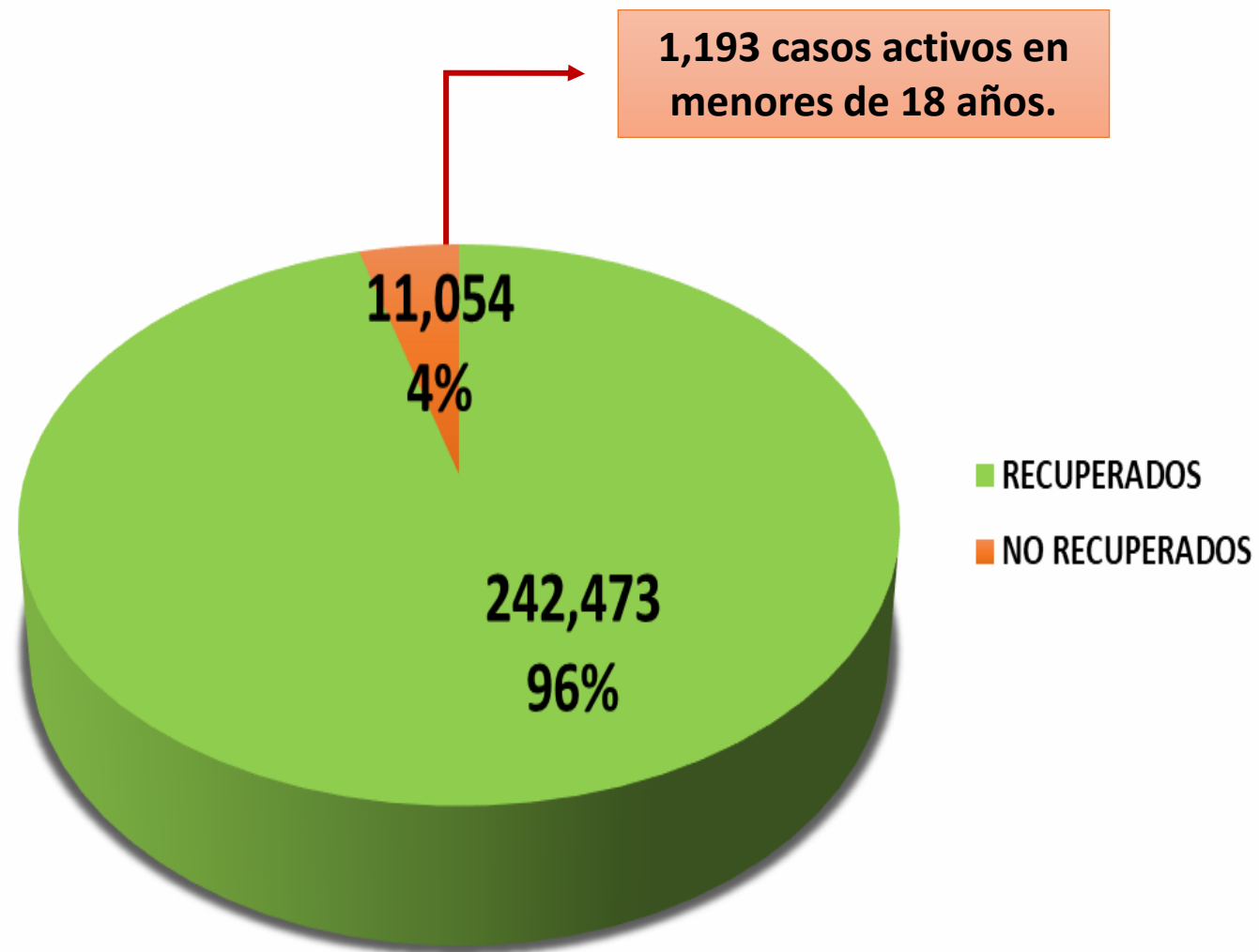




SECRETARÍA
DE SALUD

COVID-19

PERSONAS CON COVID-19, ESTADO DE SALUD.

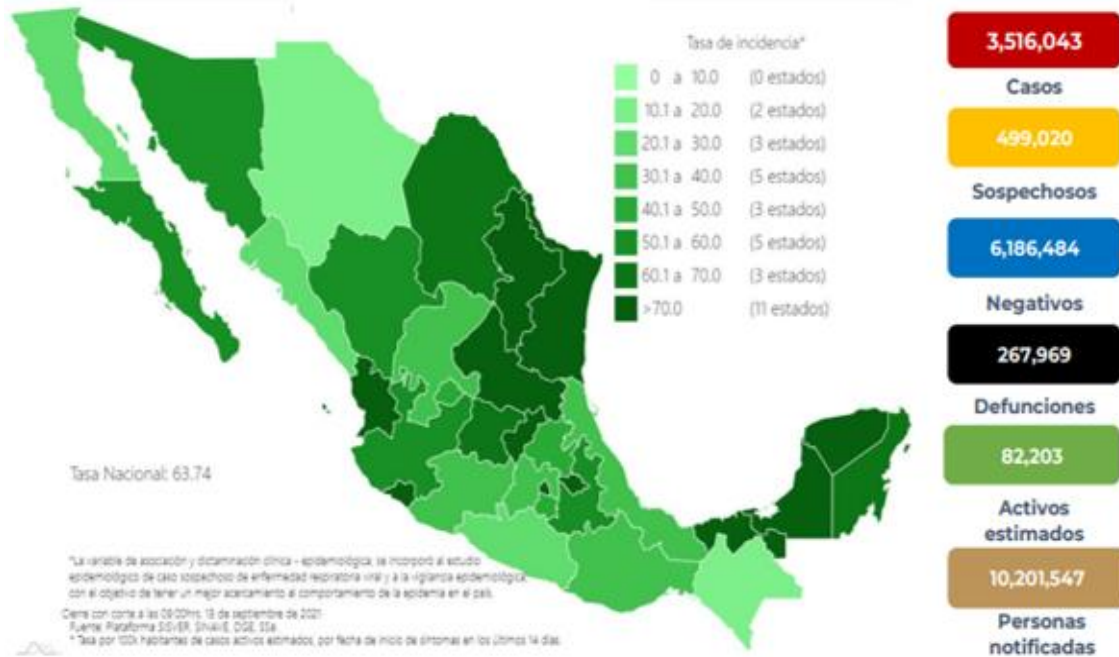




SECRETARÍA
DE SALUD

COVID-19

En México hasta el día de hoy se han confirmado **3,516,043** casos totales y **267,969** defunciones totales por COVID-19



CIFRAS OFICIALES

| | | |
|----|---------------------|---------|
| 1 | Ciudad de México | 921,777 |
| 2 | México | 348,819 |
| 3 | Nuevo León | 188,953 |
| 4 | Guanajuato | 162,956 |
| 5 | Jalisco | 144,988 |
| 6 | Tabasco | 124,767 |
| 7 | Puebla | 113,398 |
| 8 | Veracruz | 112,029 |
| 9 | Sonora | 104,552 |
| 10 | San Luis Potosí | 95,065 |
| 11 | Tamaulipas | 91,840 |
| 12 | Querétaro | 89,557 |
| 13 | Coahuila | 85,604 |
| 14 | Guerrero | 72,303 |
| 15 | Oaxaca | 72,213 |
| 16 | Sinaloa | 69,943 |
| 17 | Michoacán | 68,050 |
| 18 | Yucatán | 65,530 |
| 19 | Chihuahua | 63,995 |
| 20 | Baja California | 58,329 |
| 21 | Hidalgo | 57,769 |
| 22 | Quintana Roo | 56,391 |
| 23 | Baja California Sur | 54,429 |
| 24 | Durango | 45,870 |
| 25 | Morelos | 45,061 |
| 26 | Zacatecas | 39,566 |
| 27 | Aguascalientes | 32,326 |
| 28 | Nayarit | 31,207 |
| 29 | Colima | 29,087 |
| 30 | Tlaxcala | 27,051 |
| 31 | Campeche | 21,571 |
| 32 | Chiapas | 21,047 |

CIFRAS ESTATALES

| | | |
|----|---------------------|---------|
| 1 | Ciudad de México | 921,777 |
| 2 | México | 348,819 |
| 3 | Nuevo León | 266,954 |
| 4 | Guanajuato | 162,956 |
| 5 | Jalisco | 144,988 |
| 6 | Tabasco | 124,767 |
| 7 | Puebla | 113,398 |
| 8 | Veracruz | 112,029 |
| 9 | Sonora | 104,552 |
| 10 | San Luis Potosí | 95,065 |
| 11 | Tamaulipas | 91,840 |
| 12 | Querétaro | 89,557 |
| 13 | Coahuila | 85,604 |
| 14 | Guerrero | 72,303 |
| 15 | Oaxaca | 72,213 |
| 16 | Sinaloa | 69,943 |
| 17 | Michoacán | 68,050 |
| 18 | Yucatán | 65,530 |
| 19 | Chihuahua | 63,995 |
| 20 | Baja California | 58,329 |
| 21 | Hidalgo | 57,769 |
| 22 | Quintana Roo | 56,391 |
| 23 | Baja California Sur | 54,429 |
| 24 | Durango | 45,870 |
| 25 | Morelos | 45,061 |
| 26 | Zacatecas | 39,566 |
| 27 | Aguascalientes | 32,326 |
| 28 | Nayarit | 31,207 |
| 29 | Colima | 29,087 |
| 30 | Tlaxcala | 27,051 |
| 31 | Campeche | 21,571 |
| 32 | Chiapas | 21,047 |



SECRETARÍA
DE SALUD

COVID-19

DEFUNCIONES EN NUEVO LEÓN

| | SEXO | EDAD | INSTITUCIÓN | COMORBILIDADES |
|-------|-----------|------|-------------|-------------------|
| 13389 | MASCULINO | 93 | IMSS | NINGUNA |
| 13390 | MASCULINO | 65 | IMSS | OBESIDAD |
| 13391 | MASCULINO | 69 | IMSS | NINGUNA |
| 13392 | FEMENINO | 60 | IMSS | HTA, DM |
| 13393 | FEMENINO | 52 | IMSS | HTA, EPOC |
| 13394 | FEMENINO | 68 | IMSS | NINGUNA |
| 13395 | MASCULINO | 45 | IMSS | TABAQUISMO |
| 13396 | MASCULINO | 47 | IMSS | NINGUNA |
| 13397 | MASCULINO | 90 | IMSS | HTA, DM |
| 13398 | FEMENINO | 72 | IMSS | NINGUNA |
| 13399 | MASCULINO | 39 | IMSS | DIABETES |
| 13400 | MASCULINO | 46 | IMSS | DM, VIH |
| 13401 | FEMENINO | 65 | IMSS | NINGUNA |
| 13402 | MASCULINO | 50 | IMSS | HTA, DM, OBESIDAD |
| 13403 | FEMENINO | 62 | IMSS | HTA, OBESIDAD |
| 13404 | FEMENINO | 50 | IMSS | DIABETES |
| 13405 | MASCULINO | 56 | IMSS | NINGUNA |
| 13406 | MASCULINO | 68 | IMSS | NINGUNA |
| 13407 | MASCULINO | 53 | IMSS | DIABETES |
| 13408 | FEMENINO | 61 | IMSS | NINGUNA |



SECRETARÍA
DE SALUD

COVID-19

DEFUNCIONES EN NUEVO LEÓN

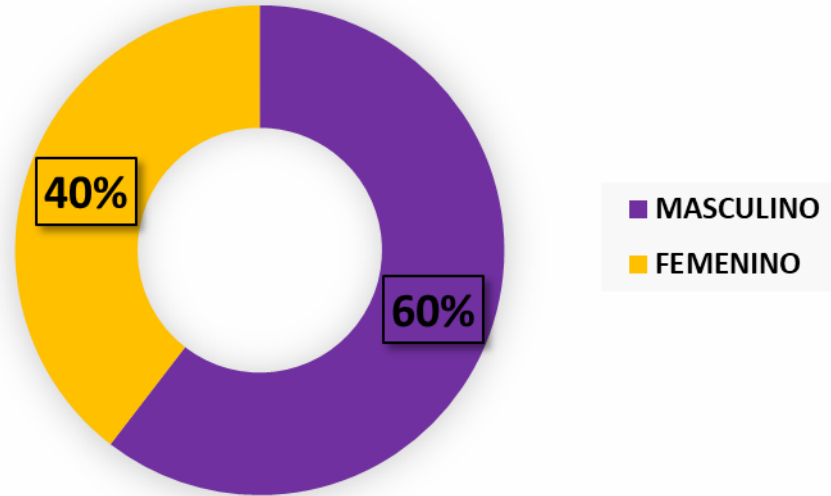
| | SEXO | EDAD | INSTITUCIÓN | COMORBILIDADES |
|-------|-----------|------|-------------|----------------|
| 13409 | FEMENINO | 75 | IMSS | DM, IRC |
| 13410 | MASCULINO | 81 | IMSS | HTA, DM |
| 13411 | MASCULINO | 47 | IMSS | HTA, DM |
| 13412 | MASCULINO | 75 | IMSS | NINGUNA |
| 13413 | FEMENINO | 45 | IMSS | HTA, DM |
| 13414 | FEMENINO | 50 | IMSS | HIPERTENSIÓN |
| 13415 | FEMENINO | 67 | SSNL | NINGUNA |
| 13416 | MASCULINO | 50 | PRIVADA | DIABETES |
| 13417 | MASCULINO | 65 | SSNL | NINGUNA |
| 13418 | FEMENINO | 62 | SSNL | NINGUNA |
| 13419 | FEMENINO | 53 | SSNL | HIPERTENSIÓN |
| 13420 | FEMENINO | 47 | SSNL | NINGUNA |
| 13421 | MASCULINO | 32 | SSNL | TABAQUISMO |
| 13422 | MASCULINO | 70 | SSNL | NINGUNA |
| 13423 | MASCULINO | 63 | SSNL | DIABETES |
| 13424 | MASCULINO | 33 | SSNL | NINGUNA |
| 13425 | FEMENINO | 33 | SSNL | DM, OBESIDAD |
| 13426 | MASCULINO | 53 | PRIVADA | NINGUNA |
| 13427 | MASCULINO | 55 | PRIVADA | NINGUNA |



SECRETARÍA DE SALUD

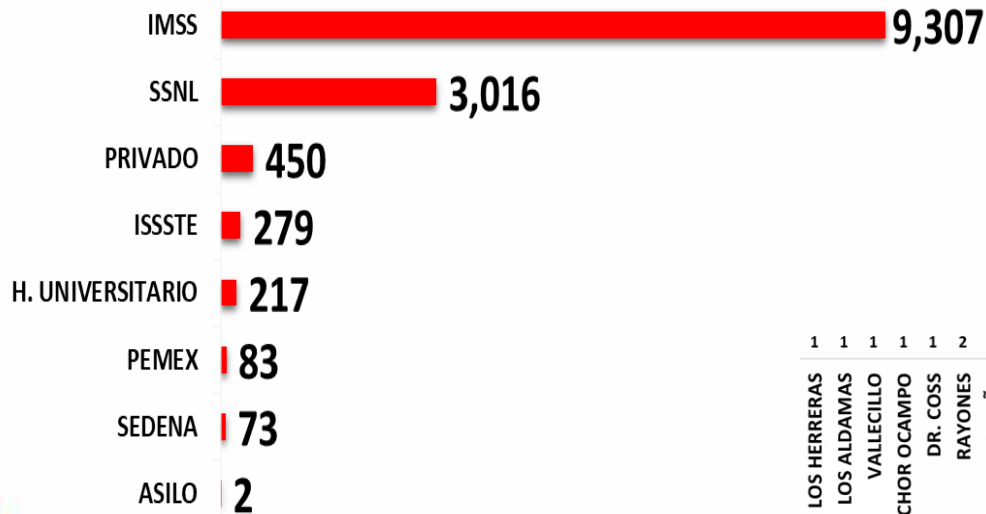
COVID-19

DEFUNCIONES EN NUEVO LEÓN

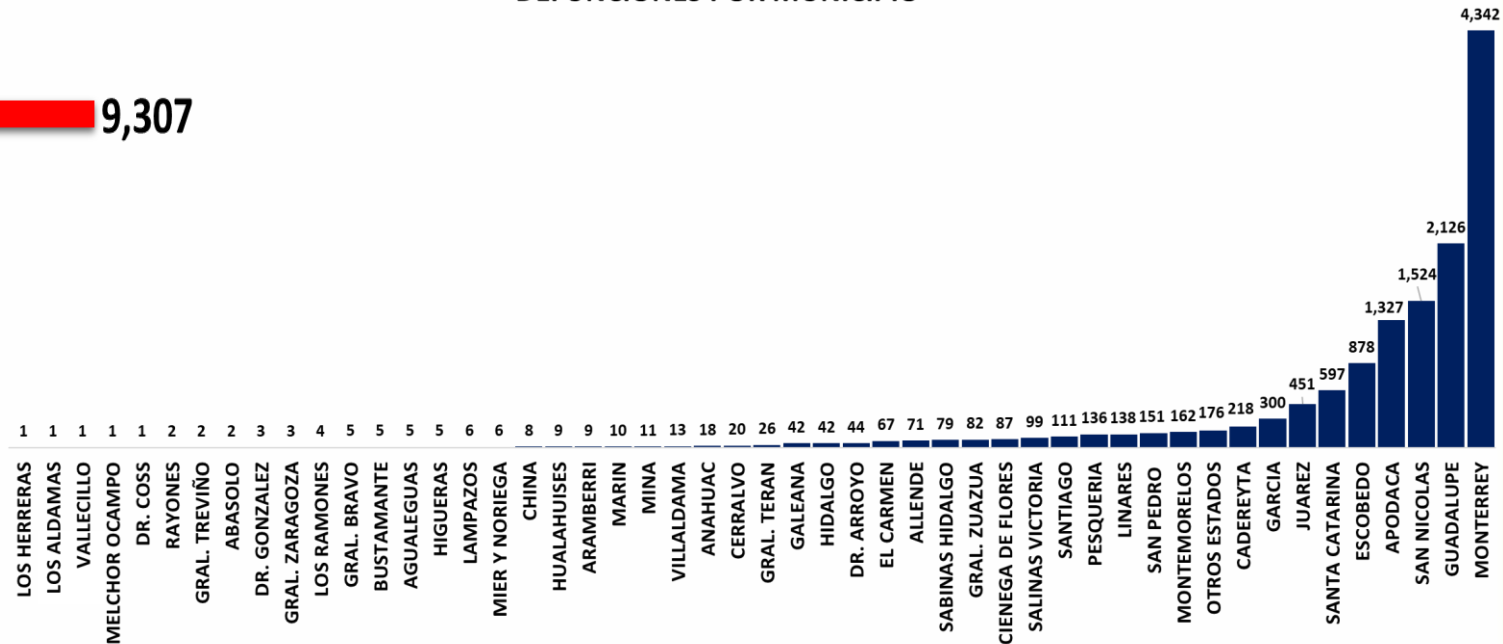


TOTAL = 13,427

DEFUNCIONES, POR INSTITUCIÓN EN NUEVO LEÓN.



DEFUNCIONES POR MUNICIPIO





SECRETARÍA
DE SALUD

COVID-19

DEFUNCIONES EN NUEVO LEÓN

